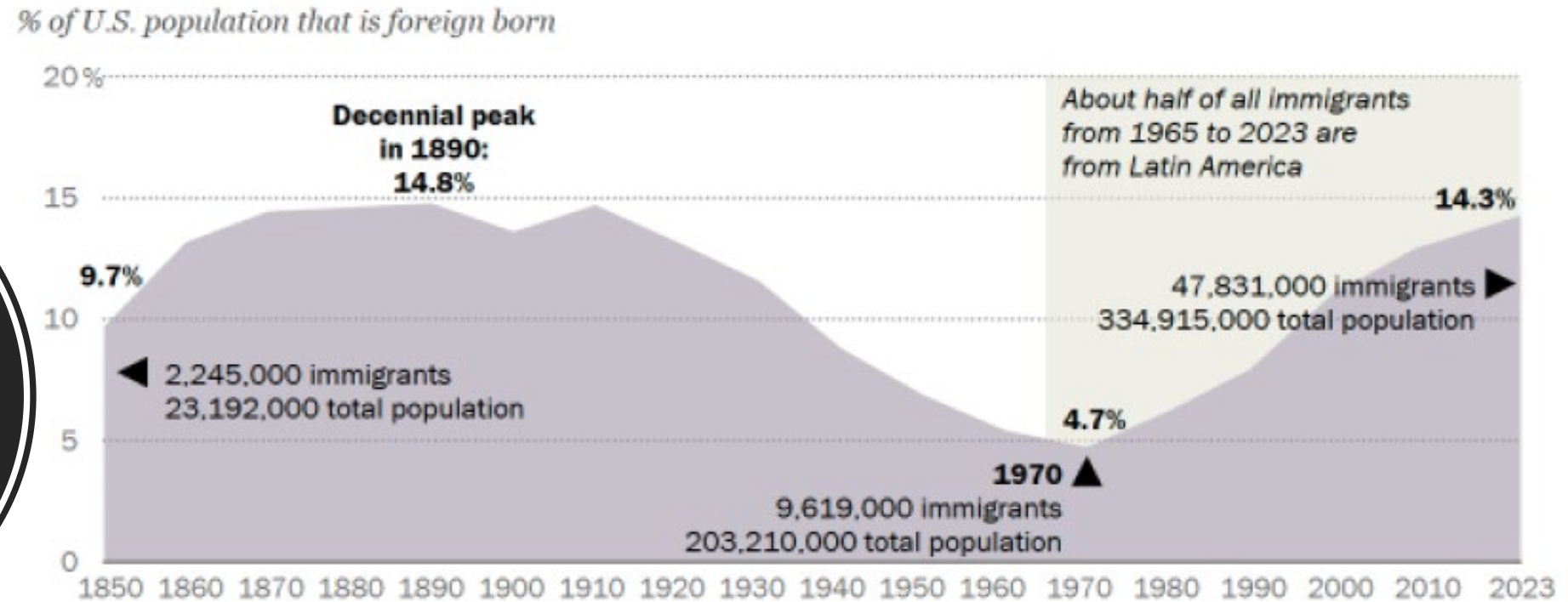


Immigration and Deportation in 2025



Immigrant share of the US population



Note: Populations are rounded to the nearest 1,000. Shares are calculated using unrounded population numbers.

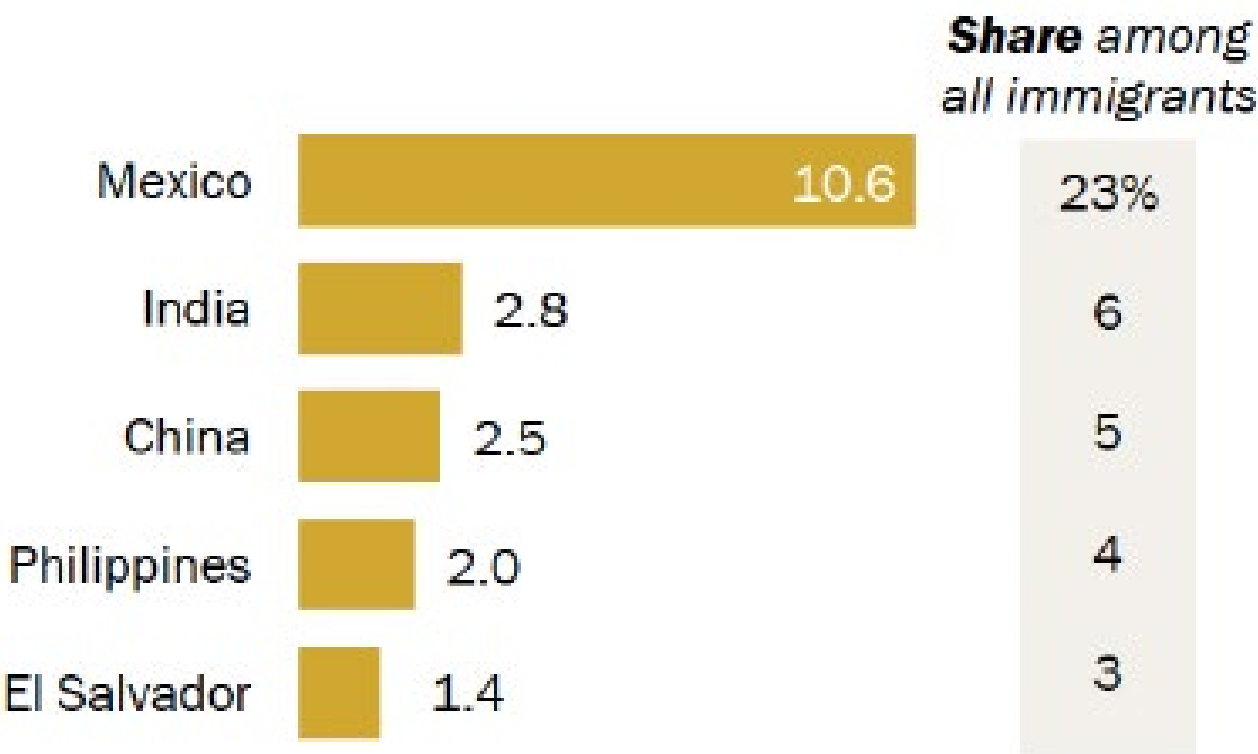
Source: U.S. Census Bureau, "Historical Census Statistics on the Foreign-Born Population of the United States: 1850-2000"; and Pew Research Center tabulations of 2010 and 2023 American Community Surveys.

PEW RESEARCH CENTER

Source: Pew Research Center, "What the data says about immigrants in the U.S.," September 27, 2024

Mexico, China,
and India are
among the top
birthplaces for
US Immigrants

*Top 5 countries of birth for immigrants living in the U.S.
in 2022, in millions*



Note: China includes Hong Kong, but not Taiwan.

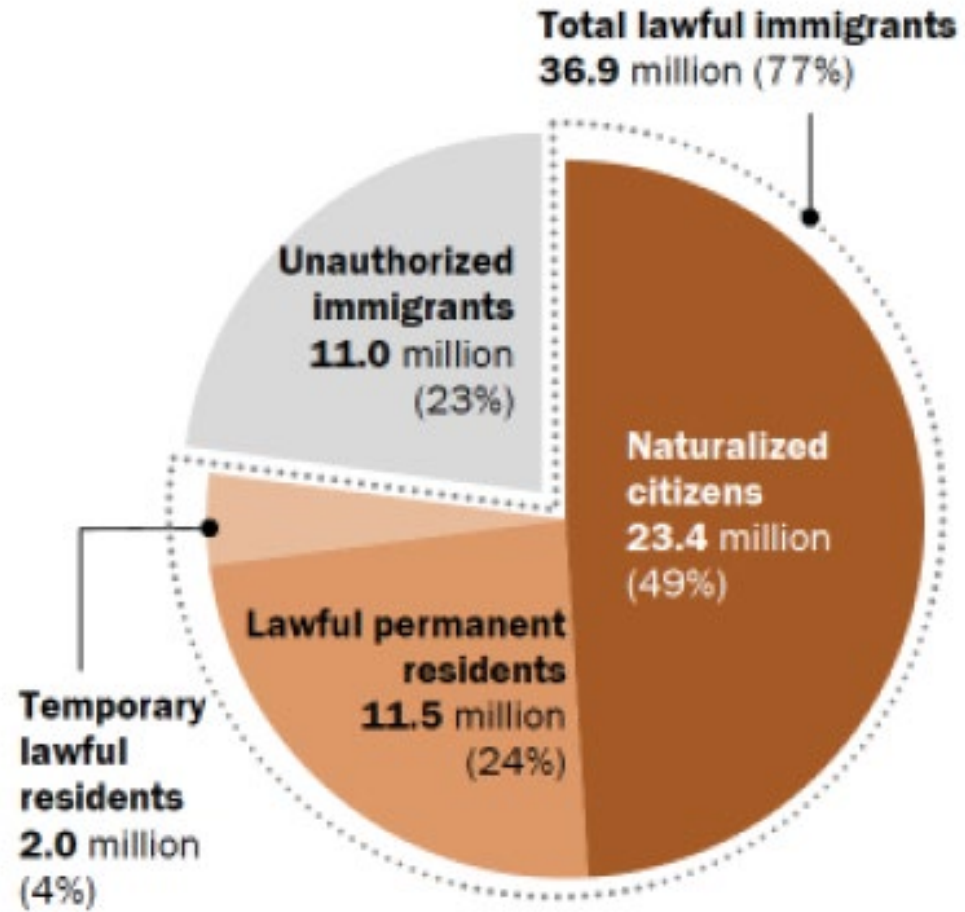
Source: Pew Research Center tabulations of 2022 American
Community Survey (IPUMS).

PEW RESEARCH CENTER

Source: Pew Research Center, “What the data says about
immigrants in the U.S.”, September 27, 2024

Foreign-born population estimates, 2022

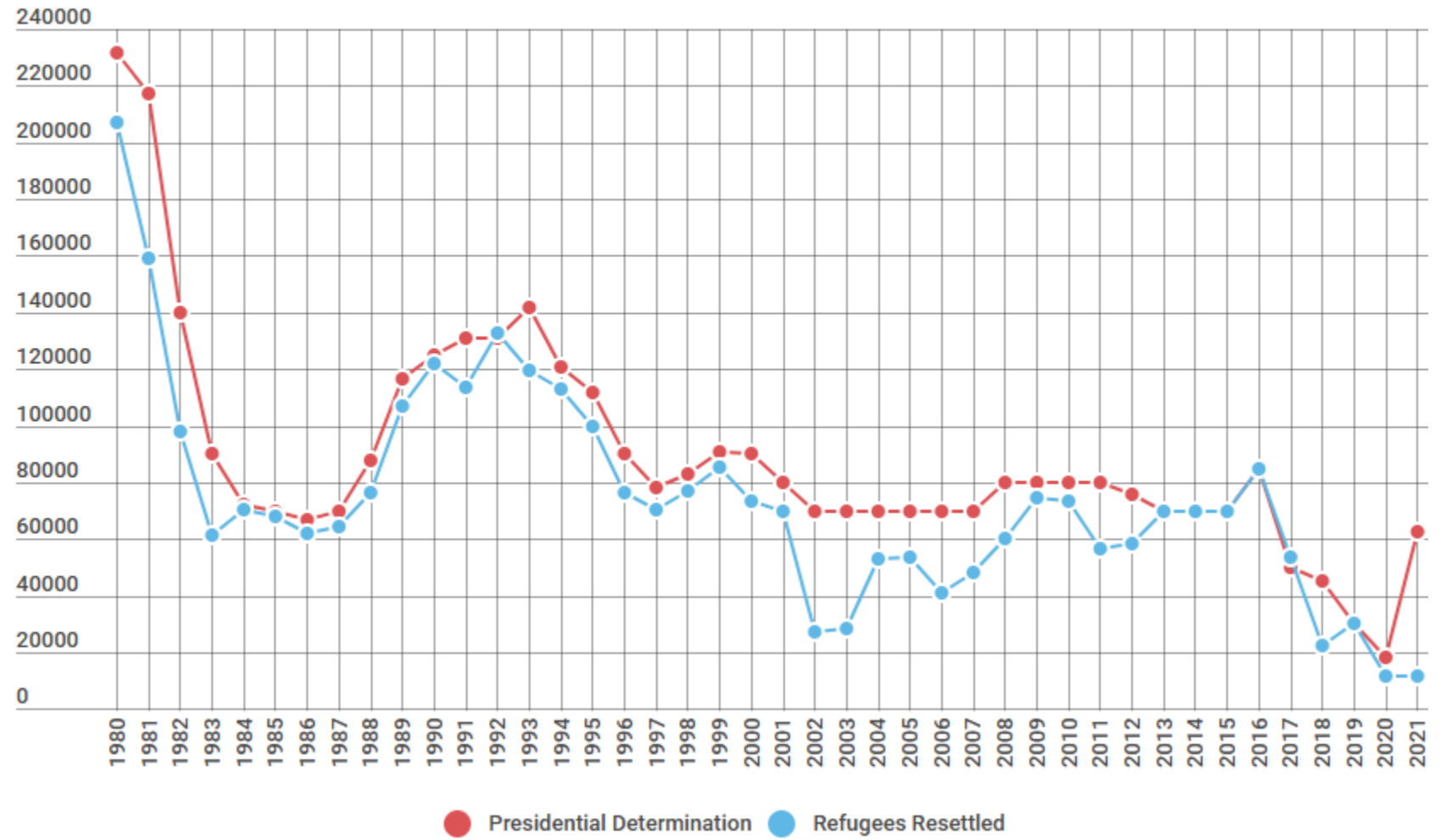
Unauthorized immigrants are almost a quarter of the US foreign-born population



Source: Pew Research Center, "What the data says about immigrants in the U.S.," September 27, 2024

How many
legal
refugees are
resettled in
the US

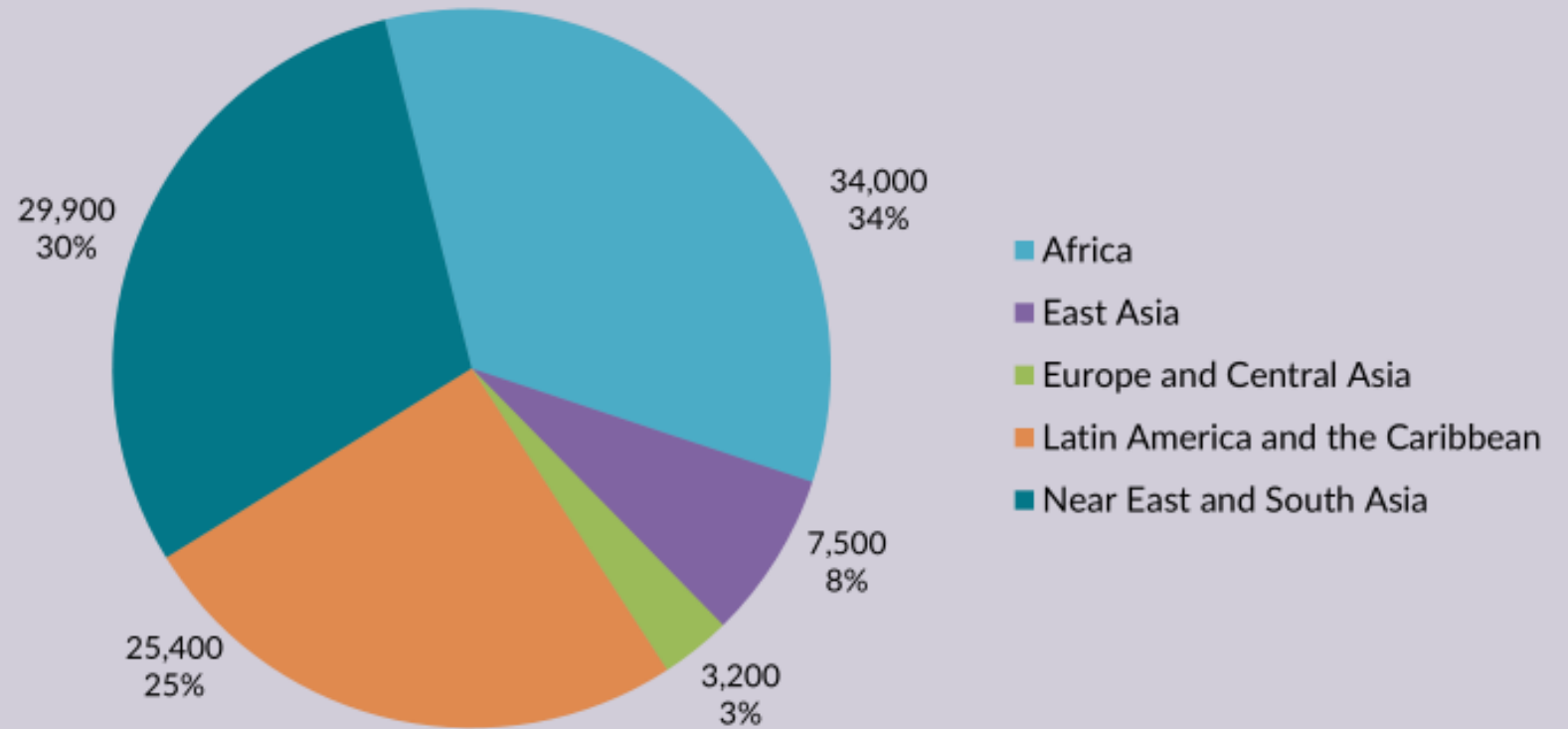
U.S. Refugee Ceiling & Resettlement 1980-2021



Source: [Migration Policy Institute](https://migrationpolicy.org/)

Where do
these
refugees
come from

Figure 6. Number and Share of Refugees Admitted to the United States, by Region, FY 2024



Source: PRM, "Refugee Admissions Report."

The UNHCR estimates that there are 31.6 million refugees in the world. The US settled 100,034 in 2024 or 0.3% of the world total.

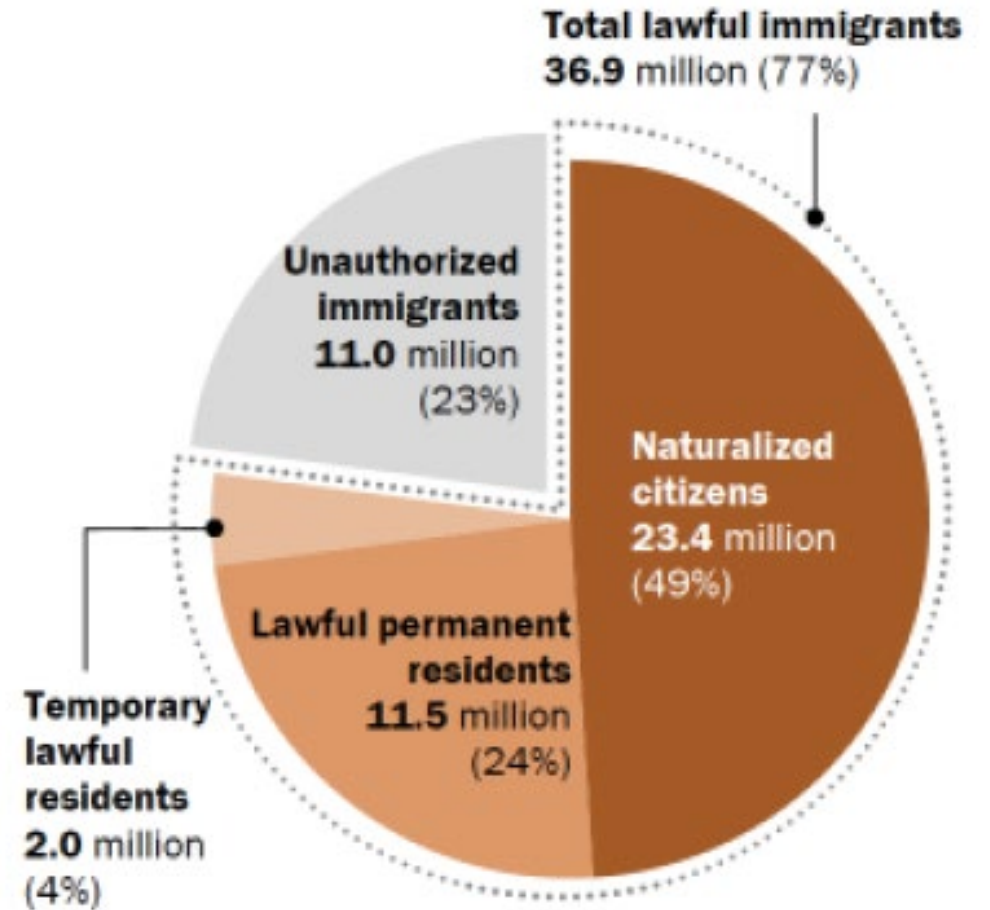
Source: [Migration Policy Institute](#)

But 3 million
unauthorized
immigrants
have
permission to
work and live
in the US
temporarily


- **Temporary Protected Status (TPS):** About 650,000 immigrants have TPS as of July 2022. [TPS is offered to individuals who cannot safely return to their home country](#) because of civil unrest, violence, natural disaster or other extraordinary and temporary conditions.
- **Deferred Action for Childhood Arrivals program (DACA):** Almost 600,000 immigrants are beneficiaries of DACA. This program [allows individuals brought to the U.S. as children before 2007 to remain in the U.S.](#)
- **Asylum applicants:** About 1.6 million immigrants have pending applications for [asylum in the U.S.](#) as of mid-2022 because of dangers faced in their home country. These immigrants can stay in the U.S. legally while they wait for a decision on their case.
- **Uniting for Ukraine; Cuba, Haiti, Nicaragua, Venezuela parole:** 500,000

Unauthorized immigrants live in 6.3 million households that include more than 22 million people. These households represent 4.8% of the 130 million U.S. households.

Who lives
with
unauthorized
immigrants



Source: Pew Research Center, "What we know about unauthorized immigrants living in the U.S.", July 22, 2024

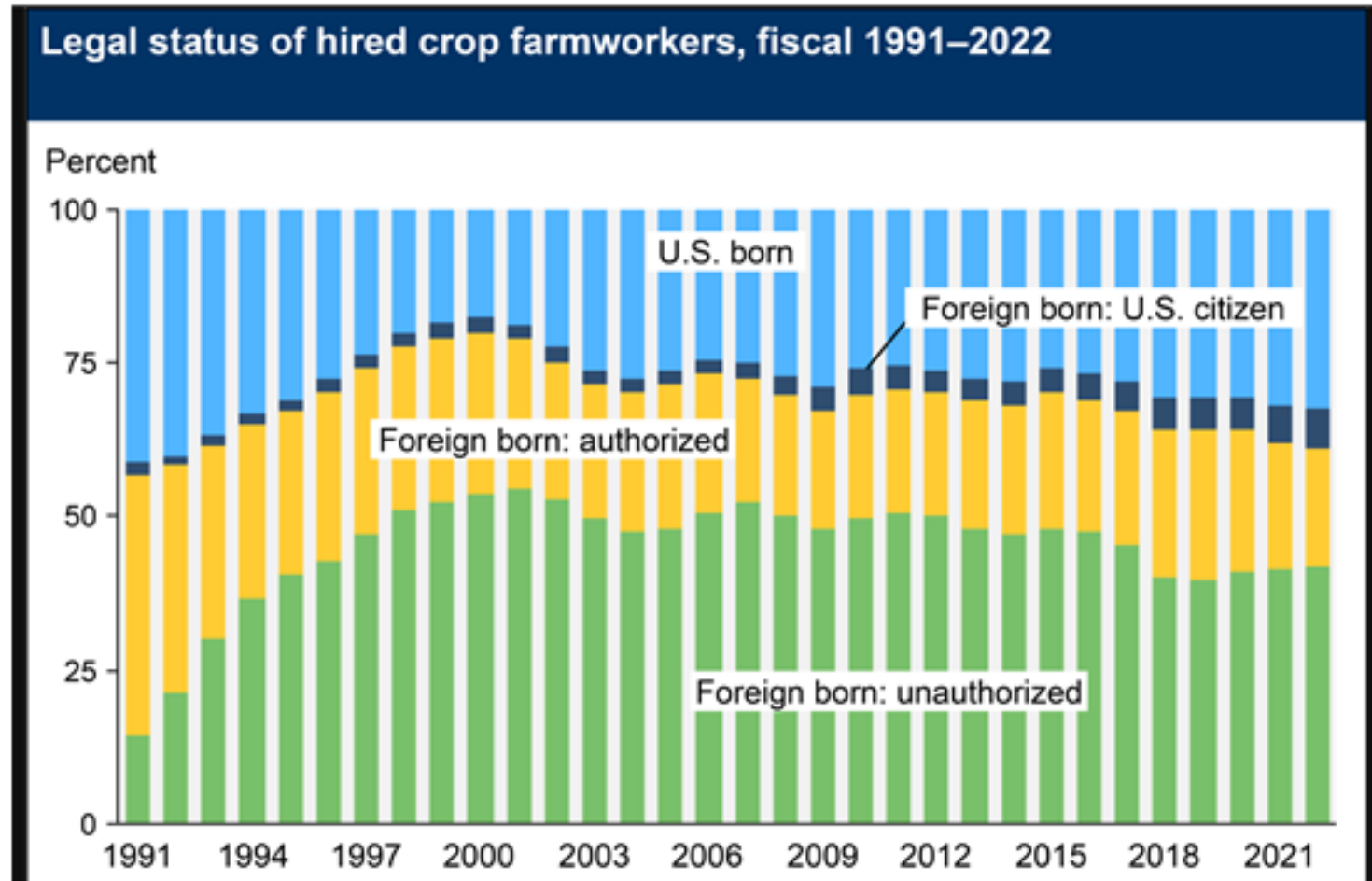


How many immigrants are working in the US

In 2022, over 30 million immigrants were in the U.S. workforce. Lawful immigrants made up the majority of the immigrant workforce, at 22.2 million. An additional 8.3 million immigrant workers are unauthorized. This is [a notable increase over 2019 but about the same as in 2007.](#)

The share of workers who are immigrants increased slightly from 17% in 2007 to 18% in 2022. By contrast, the share of immigrant workers who are unauthorized declined from a peak of 5.4% in 2007 to 4.8% in 2022. Immigrants and their children are [projected to add about 18 million people of working age](#) between 2015 and 2035. This would offset an expected decline in the working-age population from retiring Baby Boomers.

Immigrants in the US Economy

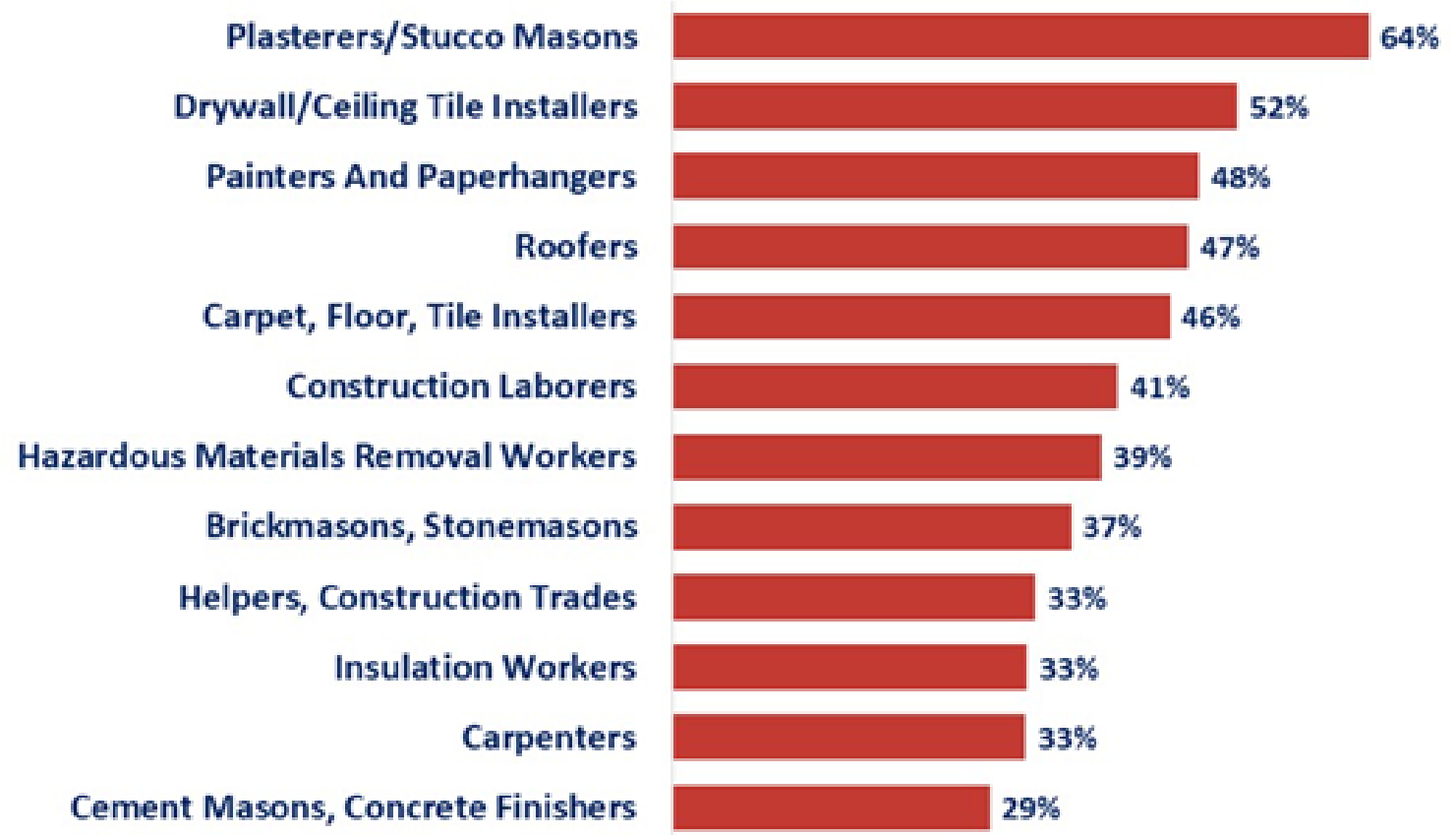


Source: USDA, 1/27/2025 Substack post by Paul Krugman

Immigrants
in the US
economy

Construction Trades Most Reliant on Immigrants

Share of Immigrants in Labor Force, 2022



Source: American Community Survey PUMS, 2022, NAHB Estimates

Source: National Association of Home Builders,
1/27/2025 Substack post by Paul Krugman

Office of Immigration Issues

What is
PC(USA)
doing



Office of Immigration Issues Advocacy

What is
PC(USA)
doing

Which Congressional Committees address issues related to immigration?

House of Representatives – Judiciary (Subcommittee on Immigration and Citizenship) [**Deborah Ross is a member**], Homeland Security, Education and Labor, Appropriations

Senate – Judiciary (Subcommittee on Border Security and Immigration) [**Thom Tillis is member**], Homeland Security and Government Affairs, Appropriations



Next Steps